


1624P Multi-Conductor - Category 5 Unbonded-Pair Cable



Description:

24 AWG solid bare copper conductors, plenum, FEP Teflon® insulation, twisted pairs, overall Beldfoil® shield, drain wire, RJ-45 compatible, see color code chart (below), Flamarrest® jacket (red, orange, yellow, green, blue, purple, gray or natural).

Usage (Overall)

Suitable Applications: Premise Horizontal Cable, Gigabit Ethernet, 100BaseTX, 100BaseVG ANYLAN, 155ATM, 622ATM, NTSC/PAL Component or Composite Video, AES/EBU Digital Audio, AES51, RS-422, 100MHz Category 5

Physical Characteristics (Overall)

Conductor

AWG:

# Pairs	AWG	Stranding	Conductor Material
4	24	Solid	BC - Bare Copper

Insulation

Insulation Material:

Insulation Material
FEP - Fluorinated Ethylene Propylene

Outer Shield

Outer Shield Material:

Outer Shield Trade Name	Type	Outer Shield Material	Coverage (%)
Beldfoil®	Tape	Aluminum Foil-Polyester Tape	100

Outer Shield Drain Wire AWG:

AWG	Stranding	Drain Wire	Conductor Material
24	Solid	TC - Tinned Copper	

Outer Jacket

Outer Jacket Material:

Outer Jacket Trade Name	Outer Jacket Material
Flamarrest®	LS PVC - Low Smoke Polyvinyl Chloride

Overall Cabling

Overall Nominal Diameter: 0.230 in.

Pair

Pair Color Code Chart:

Number	Color
1	White/Blue Bandmark & Blue
2	White/Orange Bandmark & Orange
3	White/Green Bandmark & Green
4	White/Brown Bandmark & Brown

Mechanical Characteristics (Overall)

Operating Temperature Range: -20°C To +75°C

Bulk Cable Weight: 34 lbs/1000 ft.

Max. Recommended Pulling Tension: 25 lbs.

1624P Multi-Conductor - Category 5 Unbonded-Pair Cable

Min. Bend Radius (Install)/Minor Axis: 1 in.

Applicable Specifications and Agency Compliance (Overall)

Applicable Standards & Environmental Programs

NEC/(UL) Specification:	CMP, UL444
CEC/C(UL) Specification:	CMP
Other Standards:	11801 Category 5
EU CE Mark:	Yes
EU Directive 2000/53/EC (ELV):	Yes
EU Directive 2002/95/EC (RoHS):	Yes
EU RoHS Compliance Date (mm/dd/yyyy):	01/01/2005
EU Directive 2002/96/EC (WEEE):	Yes
EU Directive 2003/11/EC (BFR):	Yes
CA Prop 65 (CJ for Wire & Cable):	Yes
MII Order #39 (China RoHS):	Yes
Telecommunications Standards:	568-B.2 Category 5
Other Specification:	NEMA WC-63.1 Category 5, ETL Verified to Category 5

Flame Test

UL Flame Test:	NFPA 262
CSA Flame Test:	FT6

Plenum/Non-Plenum

Plenum (Y/N):	Yes
Non-Plenum Number:	1624R

Electrical Characteristics (Overall)

Nom. Mutual Capacitance:

Capacitance (pF/ft)
15

Nominal Velocity of Propagation:

VP (%)
67

Maximum Capacitance Unbalance (pF/100 m): 300

Maximum Delay:

Delay (ns/100 m)
538 @ 100MHz

Max. Delay Skew:

Delay Skew (ns/100 m)
45

Maximum Conductor DC Resistance:

DCR @ 20°C (Ohm/100 m)
9.38

Max. Operating Voltage - UL:

Voltage
300 V RMS

Maximum DCR Unbalanced:

DCR Unbalance @ 20°C (%)
3

1624P Multi-Conductor - Category 5 Unbonded-Pair Cable

Electrical Characteristics-Premise (Overall)

Premise Cable Electricals:

Freq. (MHz)	Max. Attenuation (dB/100 m)	Min. NEXT (dB)	Min. PSNEXT (dB)	Min. SRL (dB)	Fitted Imp. (Ohms)
1	2.0	62.2	62.3	23.0	100 ± 15%
4	4.1	53.3	53.3	23.0	100 ± 15%
8	5.8	48.8	48.8	23.0	100 ± 15%
10	6.5	47.3	47.3	23.0	100 ± 15%
16	8.2	44.3	44.3	23.0	100 ± 15%
20	9.3	42.8	42.8	23.0	100 ± 15%
25	10.4	41.3	41.3	22.0	100 ± 15%
31.25	11.7	39.9	39.9	21.1	100 ± 15%
62.5	17.0	35.4	35.4	18.0	100 ± 15%
100	22.0	32.2	32.3	16.0	100 ± 15%

Notes (Overall)

Notes: RJ-45 Compatible. Jacket sequentially marked at 2 ft. intervals. Third party verified to TIA/EIA-568-B.2, Category 5.

Put Ups and Colors:

Item #	Putup	Ship Weight	Color	Notes	Item Desc
1624P D15A1000	1,000 FT	34.000 LB	BLUE	Z	4 PR #24 FEP FS PVC
1624P D151000	1,000 FT	31.000 LB	BLUE	C	4 PR #24 FEP FS PVC
1624P 0021000	1,000 FT	31.000 LB	RED	C	4 PR #24 FEP FS PVC
1624P 0031000	1,000 FT	31.000 LB	ORANGE	C Z	4 PR #24 FEP FS PVC
1624P 004A1000	1,000 FT	34.000 LB	YELLOW	Z	4 PR #24 FEP FS PVC
1624P 0041000	1,000 FT	31.000 LB	YELLOW	C	4 PR #24 FEP FS PVC
1624P 0051000	1,000 FT	31.000 LB	GREEN, DARK	C	4 PR #24 FEP FS PVC
1624P 0071000	1,000 FT	31.000 LB	VIOLET	C	4 PR #24 FEP FS PVC
1624P 008A1000	1,000 FT	34.000 LB	GRAY	Z	4 PR #24 FEP FS PVC
1624P 0081000	1,000 FT	31.000 LB	GRAY	C	4 PR #24 FEP FS PVC
1624P 877A1000	1,000 FT	34.000 LB	NATURAL	Z	4 PR #24 FEP FS PVC
1624P 8771000	1,000 FT	31.000 LB	NATURAL	Z C	4 PR #24 FEP FS PVC

Notes:

C = CRATE REEL PUT-UP.

Z = FINAL PUT-UP LENGTH MAY VARY (+ OR -) 10% FOR SPOOLS OR REELS AND(+ OR -) 5% FOR UNREEL CARTONS FROM LENGTH SHOWN.

DataTwist® 5 ScTP Cable

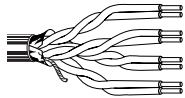
TIA/EIA-568-A, Category 5 Nonbonded-Pair Cables

Description	Part No.	UL NEC/ C(UL) CEC Type	No. of Pairs	Standard Lengths		Standard Unit Wt.		Nominal OD		Max. DCR (Ω/ 100m)	Max. DCR Unbal. (%)	Max. Cap. Unbal. (pF/ 100m)	Freq. (MHz)	Max. Atten. (dB/ 100m)	Min. PSUM NEXT (dB)	Input Imped. (Ω)	Min. SRL (dB)
				Ft.	m	Lbs.	kg	Inch	mm								

24 AWG Solid Bare Copper Conductors • Twisted Pairs • Overall Beldfoil® Shield • Drain Wire* • RJ-45 Compatible • See Color Code Chart (below)

Non-Plenum • Polyolefin Insulation • PVC Jacket (Available in Red, Orange, Yellow, Green, Blue, Purple or Light Gray)

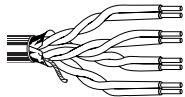
Part No.	UL NEC/ C(UL) CEC Type	No. of Pairs	Standard Lengths (Ft./m)	Standard Unit Wt. (Lbs./kg)	Nominal OD (Inch/mm)	Max. DCR (Ω/100m)	Max. DCR Unbal. (%)	Max. Cap. Unbal. (pF/100m)	Freq. (MHz)	Max. Atten. (dB/100m)	Min. PSUM NEXT (dB)	Input Imped. (Ω)	Min. SRL (dB)				
1624R	NEC:	4	1000	304.8	33.0	15.0	.260	6.60	9.38	3.0	300	1	2.0	62.3	100±15	23.0	
	CMR		A-1000	A-304.8	36.0	16.3							4	4.1	53.3	100±15	23.0
	CEC:		1640†	500.0	54.1	24.7							8	5.8	48.8	100±15	23.0
	CMR												10	6.5	47.3	100±15	23.0
													16	8.2	44.3	100±15	23.0
													20	9.3	42.8	100±15	23.0
													25	10.4	41.3	100±15	22.0
													31.25	11.7	39.9	100±15	21.1
													65.5	17.0	35.4	100±15	18.0
													100	22.0	32.3	100±15	16.0



†1640 ft. put-up available in Gray only.
Shield is bonded to jacket inner wall for electrical stability.
Jacket sequentially marked at 2 ft. intervals. • Third party verified to TIA/EIA-568-A, Category 5

Plenum • FEP Teflon® Insulation • Flamarrest® Jacket (Available in Red, Orange, Yellow, Green, Blue, Purple, Gray or Natural)

Part No.	UL NEC/ C(UL) CEC Type	No. of Pairs	Standard Lengths (Ft./m)	Standard Unit Wt. (Lbs./kg)	Nominal OD (Inch/mm)	Max. DCR (Ω/100m)	Max. DCR Unbal. (%)	Max. Cap. Unbal. (pF/100m)	Freq. (MHz)	Max. Atten. (dB/100m)	Min. PSUM NEXT (dB)	Input Imped. (Ω)	Min. SRL (dB)				
1624P	NEC:	4	1000	304.8	32.0	14.5	.230	5.84	9.38	3.0	300	1	2.0	62.3	100±15	23.0	
	CMR		A-1000††	A-304.8	35.0	15.9							4	4.1	53.3	100±15	23.0
	CEC:												8	5.8	48.8	100±15	23.0
	CMR												10	6.5	47.3	100±15	23.0
													16	8.2	44.3	100±15	23.0
													20	9.3	42.8	100±15	23.0
													25	10.4	41.3	100±15	22.0
													31.25	11.7	39.9	100±15	21.1
													65.5	17.0	35.4	100±15	18.0
													100	22.0	32.3	100±15	16.0



††A-1000 ft. put-up available in Yellow, Blue, Gray or Natural only.
Shield is bonded to jacket inner wall for electrical stability.
Jacket sequentially marked at 2 ft. intervals.
Third party verified to TIA/EIA-568-A, Category 5

DCR = DC Resistance • NEXT = Near-end Crosstalk • PSUM = Power Sum • RL = Return Loss • ScTP = Screened (Overall Foil) Twisted Pair(s)

*Drain wire is 24 AWG stranded tinned copper on 1624R and 24 AWG solid tinned copper on 1624P.

Color Codes: DataTwist 5 ScTP

Pair No.	Color Combination
1	White/Blue Stripe & Blue
2	White/Orange Stripe & Orange
3	White/Green Stripe & Green
4	White/Brown Stripe & Brown